



GOVERNMENT OF ARUNACHAL PRADESH
OFFICE OF THE DIRECTOR GENERAL OF POLICE
ITANAGAR

No. PHQ /WT/PP-66/SAP/2025-26/2025

Dated Itanagar, the 29th May/2026

TENDER NOTICE

On behalf of the Governor of Arunachal Pradesh, Director General of Police, Arunachal Pradesh, Itanagar invites Sealed Tender under two Bid systems (Technical & Financial Bid) from manufacturers, authorized agents/ dealers/suppliers of reputed firms for entering into contract for procurement of **ICCV(Incident Command-Control Vehicle) under ASUMP 2025-26** " for SP(Telecom) Office ,Chimpu, Arunachal Pradesh. For details please visit our web site - www.arunpol.nic.in.

Sd/-
Director General of Police
Arunachal Pradesh
Itanagar


(Not to be published)

No. PHQ /WT/PP-66/SAP/2025-26/2025

Dated Itanagar, the 10th July/2026

Copy to :-

1. The Director of Information and Public Relations, Govt. of Arunachal Pradesh, Naharlagun for information and wide Circulation. He is also requested to pass necessary order for publication of the above Tender Notice in one leading News paper of Arunachal Pradesh and one news paper of National Daily based in New Delhi.
2. The In-charge Computer Cell, PHQ, Itanagar. The tender notice along-with lists of equipments with Specifications may be uploaded in the website of Arunachal Pradesh Police.
3. Office copy


Superintendent of Police(Telecom)
Chimpultanagar
Superintendent of Police (Telecom)
Chimpu, Itanagar
Arunachal Pradesh



GOVERNMENT OF ARUNACHAL PRADESH
OFFICE OF THE DIRECTOR GENERAL OF POLICE
ITANAGAR

No. PHQ /WT/PP-66/SAP/2025-26/2025

Dated Itanagar, the 10th Jun/2026**TENDER NOTICE**

On behalf of the Governor of Arunachal Pradesh, Director General of Police, Arunachal Pradesh, Itanagar invites Sealed Tender under two Bid systems (Technical & Financial Bid) from manufacturers, authorized agents/dealers/suppliers of reputed firms for entering into contract for supply of ICCV(Incident Command control vehicle) under ASUMP 2025-26 " for SP(Telecom) Office ,Chimpu, Arunachal Pradesh.

Sl.	Name of equipments	ASUMP 2025-26 (Qty.)	Amount
1.	ICCV (Incident command control vehicle)	01	Rs. 1,40,89,532/-

2. Critical date sheet:-

Sl.	Particulars	Date	Time
1	Date of publication of Tender	10/06/2026	0900 Hrs
2	Bid submission start date	From the date of publication onward	
3	Bid submission end date	07/07/2026	1100 Hrs
4	Submission of Earnest Money Deposit/ Bid Security and Tender Fee	To be submitted with Technical bid. However, tenderer who want to obtain tender document from SP(Telecom) Chimpu, Tender fee Rs. 1000/- through e-Gras in favour of SP(Telecom) Chimpu, under the head of account "0055-Police may be furnished at the time of obtaining the tender documents.	
5	Pre-bid conference at Office Chamber of IGP(Admin) ,PHQ , Itanagar.	22/06/2026	1100 Hrs
6.	Date of Technical bid opening	07/07/2026	1130 Hrs.

3. The Technical and Financial bids are to be sealed separately in two different envelopes clearly supercribing "Technical and Financial bids" and then both are to be kept in a single envelope and sealed properly. The sealed envelope should be superscribed "Tender for WT Equipments" and Addressed to Superintendent Police(Telecom) ,Chimpu, Itanagar , Arunachal Pradesh -791113.

Envelope -1: It shall contain documents of eligibility information as under:-

- Technical bid along with its specifications and leaflets/ brochure containing product specification.
- Tender documents duly completed and signed but without indication of the rates "Quoted".
- Earnest Money @ 2 % of estimated cost of the items must be attached in form of DD/TDR/FDR of Nationalized Bank/Post offices duly pledged in favour of SP(Telecom) , Chimpu, Itanagar .
- Attested copy of PAN Card.
- Attested copy of firm GST Registration.
- Valid Trading license issued by competent authority for the tendered items.
- Letter of OEM authorization Certificate.
- Bidder must be ISO 9001 certified manufacturer and must enclose ISO 9001 certificate for the quoted items.
- The prospective bidders should offer all the items for bid considerations.
- Vendors are required to submit undertaking that they will provide after sale service for next 5(five) years from the date of Acceptance of Stores by government nominated Verification Committee.
- Financially soundness certificate of firm from the concerned Branch Manager of Bank from where the firm operates. The bidder must have annual turnover of minimum 3 crore in the last 3 years.

- l) Attested copy of last three years Income tax return of the firm.
- m) The bidder should have executed similar project of value Rs. 1.5 Crore or more in the last 5 years for any government organization/ public sector undertaking. The relevant documents in this regard should be furnished.
- n) Experience certificate of firm which must contain name designation, address, Phone No. , Fax No., Mail ID (if any) of Issuing Officer. The certificate should be countersigned by concerned OFFICE HEAD/DEPT. HEAD
- o) Undertaking from firm that Items are not Made in China or any way related to any Chinese company/vendor.
- p) Technical compliance statement should be enclosed along with technical bid clearly specifying deviation, if any for all specifications mentioned in the tender.
- q) Proper Index shall be made for all the submitted documents. Each document shall have page number at the top right hand side as indicated in Index page. Documents not mentioned in the Index page will be treated as not submitted.

Envelope -2:- It shall contain documents on "Financial Bid". Financial bid should indicate item wise price separately indicating the tax etc. for the items mentioned in the technical bids. Financial bids shall be opened only of those bidders who have been declared technically qualified by the committee.


GENERAL INSTRUCTIONS:

1. The tender bids received after scheduled date & time will not be entertained. The tenderer or their representative should remain present at the time of opening of tender with all the original documents at the time of opening the bids.
2. Rates must be clearly written in figures as well as in words clearly indicating the tax.
3. There should not be any cutting/over writing.
4. The Tenderer/Firm who fails to fulfill the eligibility conditions will be summarily rejected.
5. In case tender opening day is declared as holiday or bandh call at Itanagar, the tenders shall be received upto next working day till 1100 hrs and opened on the same day at 1130 hrs at the official chamber of IGP(Admn) , Itanagar (A.P.)
6. The bidders should keep checking the website for any added corrigendum against the tender till the last date of submission of bids and the bidder should incorporate the same in his bid documents.
7. Conditional bids and the bids not meeting the qualifying criteria on the date of receipt of bids shall be summarily rejected.
8. Bids will be opened as per time & schedule mentioned.
9. Before submission of bids, bidders must ensure that all the necessary documents have been attached with the bid.
10. The department will not be responsible for delay in submission due to any reason(s).
11. All the required information for the bid must be filled and submitted.
12. The tender papers containing full details with specifications and terms and conditions can be obtained from DySP(Telecom), Chimpu, Itanagar, on showing of payment receipt of Rs. 1000/- (Non- refundable) in favour of the SP(Telecom), Chimpu, Itanagar paid through e-Gras Portal of Govt. of Arunachal Pradesh under the Head of Account "0055-Police" on any working day from 0930 hrs. w.e.f 10/6/26 to 07/7/26 The tender documents may also be downloaded from our website. The tenderers downloading the documents from website are also required to submit a copy of challan of Rs. 1000/- as tender fees in favour of the SP(Telecom), Chimpu, Itanagar, Arunachal Pradesh paid through e-Gras Portal of Govt. of Arunachal Pradesh under the Head of Account "0055-Police" No other mode of payment will be accepted.
13. Technical bid must be accompanied with earnest money pledged in favor of Superintendent of Police (Telecom), Chimpu @ 2(two) percent of the estimated cost of the items. Tenders without earnest money will be summarily rejected.
14. Earnest Money of the technically qualified firm/vendor will be forfeited to the Government in case of failure to furnish Performance Security and execution of "DEED OF AGREEMENT". Performance security should remain valid for a period of sixty days beyond the date of completion of all the contractual obligations of the supplier including warranty obligation from date of Acceptance of Stores by government nominated verification Committee.
15. Successful tenderers will be required to submit 5 % of the total value of the articles to be supplied as Performance Security & sign the "DEED OF AGREEMENT" stipulating the Terms and Conditions of the contract within 15 days from the date of issue of Supply Order/Intimation letter. Performance Security will be subject to forfeiture in case of non-fulfillment of any or all the Terms and Conditions of contract.

16. Rate should be quoted F.O.R SP(Telecom) Chimpu, Itanagar. Rates quoted F.O.R other than SP(Telecom) Chimpu, Itanagar shall not be accepted. No packing or forwarding charges will be allowed. The rate of GST (as applicable) may be charged/quoted by the tenderers and the amount be clearly mentioned for all items. The rate should be quoted in Indian currency both in figure and words clearly. Submitted bids must be legible and clear in all respect else or not it is liable to be rejected.
17. The sealed tender bids should be sent by Registered Post or put in the Tender Box kept in the office of the Superintendent of Police(Telecom),Chimpu, Itanagar (A.P) on any working day from 0930 hrs to 1600 hours.
18. Successful tenderers have to supply the ICCV within 06 months with complete setup from the date of issue of Supply order failing which 5 % of Security deposited will be forfeited and supply order will be cancelled OR sum equivalent to 0.5 % of delivery price of the delayed items for each week delayed or part thereof beyond the original contract delivery period will be recovered to a maximum of 10 % as a liquidated damages .
19. The finally selected bidder will have to submit the proposed design of ICCV indicating all the components as per technical specification and bill of quantity (BOQ) on receipt of supply order for the approval of competent authority before starting the fabrication work. The bidder will keep updating periodically the progress of the project to SP(T).
20. The department may nominate officers to inspect the ongoing work at site so as to ensure that all quality parameters are met in fabrication of ICCV.
21. Any breakage or loss of any item will be at the supplier's risk. If any item is found damaged or otherwise unacceptable at the time of delivery/inspection, the supplier will be required to replace the same at their own cost within 15 days.
22. Payment will be made to the supplier directly on completion of supplies and Acceptance of Stores by government nominated verification committee.
23. The Director General of Police of Arunachal Pradesh, Itanagar shall have the right to ask the firms to demonstrate their items before the opening of financial bids. Firms qualified in initial scrutiny shall make presentation/ practical demonstration of equipments in compliance with the specification of tender for Technical evaluation.
24. List of equipments/items with description & specification is attached as Annexure- A, Bill of Quantity (BOQ) as Annexure – B & Deed of agreement at Annexure - C.
25. Tenders will remain valid up to 31-03-2027 .
26. All items to be supplied shall be on warranty for a period of 02 years from the date of Acceptance of Stores by government nominated verification committee (except consumable items).
27. The Director General of Police, Arunachal Pradesh, Itanagar reserves the right to reject the lowest or all or any of the tenders without assigning any reason thereof.
28. In case of any dispute, legal jurisdiction will be at Guwahati High Court, Itanagar Bench , Arunachal Pradesh.
29. In case of any query tenderers may contact at following phone no./mail ID.

Officer	Telephone	E-mail ID
Dy.Superintendent of Police(T)/PInG , Chimpu	9436288680	sptelecomapp@gmail.com

Note :- For more details visit Arunachal Police website www.arunpol.gov.in


 Superintendent of Police (Telecom)
 Chimpu, Itanagar (A.P)
 Superintendent of Police (Telecom)
 Chimpu, Itanagar
 Arunachal Pradesh

Technical Specifications

(1) Incident Command - Control Vehicle (ICCV) general requirement:

S.No.	Parameters	Minimum Specification	Compliance
I.	Arunachal Pradesh Police (APP) intend to procure Incident Command-Control Vehicle (ICCV) for rapid deployment and unmatched manoeuvrability to reach remote locations, which may not be accessible by normal systems. ICCV shall be moved rapidly to the site of disaster/emergency to undertake the local command, control & coordination. ICCV unit shall have capabilities to serve as the mini war room for that particular point of presence. The ICCV will also be deployed during the VVIP arrangements.		
II.	ICCV shall support feature for real-time data link communication, transmitting video and receiving data simultaneously with rapid deployment capability within the city environment. The components inside the ICCV have to be made ruggedized to handle vibration and shocks during transportation.		
III.	The ICCV would be deployed at any location for surveillance, having a mechanism to upload the recorded video feeds to the main system at Server Room / Command & Control Centre (CCC), once the ICCV is in the City Network Backbone zone.		
IV.	The ICCV shall be built on a vehicle chassis having a wheelbase more than 3050 mm and an overall vehicle length minimum 5.5m. The vehicle shall be provided with seating arrangements for three operators for CCTV and communication operation with adequate storage facilities. ICCV shall have a 32" displays for CCTV Live feed		
V.	The ICCV fixtures holding electronic equipment (racks and consoles) shall be mounted on shock isolators to ensure that vibrations arising out of its movement shall not affect the equipment. The roof-top of the ICCV shall host a Wireless Antenna & PTZ camera with pneumatic mast having an extended height of 6 meters from the vehicle ground level and would be fully retracted enabling the user with the vital look up and see view.		
VI.	Provision for the installation of multiple radio sets to support communication on different radio frequencies.		
VII.	It shall be self-contained in power generation with a generator set & UPS with a back-up of 30 mins. Raw power, when available, shall be used to power the electronics. Display monitors to show live video feed coming from cameras mounted on the ICCV.		
VIII.	The ICCV is expected to consist of video surveillance equipment, viewing stations, command control facility and backup power to run all the equipment independent of power availability at location.		
IX.	The Incident Command Control Vehicle (ICCV) shall be provided with an observation hatch to enable safe access to the vehicle roof from within the vehicle interior.		
X.	The ICCV shall be provided with a shore power connectivity provision, including a minimum 30-meter cable spool, for connection to a nearby external power source.		

2.	CHASSIS & CUSTOM DESIGN, FABRICATION AND BUILD-UP OF ICCV	
S.No.	Description	Compliance
A.	Chassis	
I.	Wheelbase: minimum 3050 mm,	
II.	Ground Clearance: minimum 210mm	
III.	Overall Length: minimum 5135mm	
IV.	Steering: Power Steering	
V.	Brakes: Airbrake or better	
B.	Engine	
I.	Compliant to present vehicle standards	
II.	Emission: BS6 or better	
III.	Fuel: Diesel	
C.	Vehicle Electrical System	
I.	The vehicle shall be provided with 12/24 volts electrical system starting.	
II.	A built-in battery charger shall be provided on the vehicle to maintain full charge on all batteries. Grounded AC receptacle shall be provided to permit a drive away plug connection from external electric power supply to battery charger.	
D.	Vehicle Interior	
I.	The vehicle shall accommodate:	
	a) Operator Area for Three operators.	
	b) Mast for PTZ Camera	
	c) Minimum 2 KVA UPS with 30min Power backup	
	d) Roof Mounted PA Speakers	
	e) Shock mounted rugged 19" rack with storage space	
II.	Integrated Operator Console shall be provided separately for each operator. The chairs with swivel and fastened to the floor of the section.	
III.	The monitor for the surveillance computer shall be mounted in such a manner that it is convenient for viewing by the seated surveillance personnel.	
IV.	Static electronic equipment shall be housed in a 19" rack with the necessary power sockets. The electronic equipment shall be housed such that it is safely fastened when the vehicle is moving and does not fall out. The rack shall 19" with shock & vibration isolators for safety of electronic equipment.	
V.	The vehicle body shall be strong enough to support a mast mounted PTZ camera.	
VI.	The vehicle shall be air-conditioned with 1.5 Ton Split Air Conditioner of reputed OEM	
VII.	Vehicle shall be provided with rear parking camera and sensors.	
VIII.	There shall be storage for stationary and other electronic equipment when not in use.	
IX.	Vehicle External Painting shall be done based on end user's recommendation.	
X.	The mast would be deployed only when the vehicle is stationary and would be retracted when vehicle starts moving. The mast should be self-supporting, having a head load of 15 Kgs or more and should be able to operate in wind speeds of 50 Kmph	

XI.	Provision of an internal observation hatch with an integrated ladder for accessing the roof area from inside the vehicle.	
XII.	Provision of windshield and glass window protector mesh for ICCV, externally mounted to protect the windshield and all glass windows against stone pelting, impact, and vandalism, without obstructing driver visibility or operational requirements	
E.	Electrical	
I.	The electrical sub-system in the vehicle shall allow power to be drawn from the generator or external raw power available at operations site. Accordingly, MCBs, change-over switches, and other equipment shall be installed to make this possible. Industrial Raw AC Power socket to be supplied and installed externally.	
II.	The vehicle shall have electrical cabling to power computer systems, telecommunications equipment, networking equipment, and surveillance equipment. Concealed ducting needs to be provided in the vehicle body, for electrical and network cabling. The duct panels should be easily accessible by a technician, for maintenance purposes	
F.	Lighting	
I.	Each workstation area should be well-lit. LED Lights shall be provided in the Driver, Mast and Operations Cabin. Each cabin to have one smaller LED Light powered by Vehicle Battery. Balance to be powered by UPS.	
G.	Power Generation	
I.	The power generation shall happen through the petrol gensets installed inside the vehicle or when available the power shall be drawn from the raw power available at the site.	
II.	The power to the electronic equipment shall be given thru the UPS and Stabilizer. The generator power should be routed through the UPS, for charging the batteries. The UPS and the generator should be accommodated inside the van	
H.	General	
I.	Air-Conditioned Bus shall be from a reputed vendor. The vehicle shall be provided with a rear parking camera and parking sensors, with the live rear camera feed displayed on a dedicated display screen in the driver's cabin, which shall automatically activate when the vehicle is in reverse gear.	
II.	Provision of an intercom system to enable two-way communication between the driver's cabin and the operator area inside the vehicle	

3. AIR-CONDITIONING UNIT		
S. No	Description	Compliance
I.	The Operator and conference Area shall be air-conditioned with 1 unit of 1.5 Ton Split Air Conditioner of reputed OEM	

4. SHOCK AND VIBRATION PROOF CUSTOM RACK FOR ELECTRONICS		
S. No	Description	Compliance
I.	Ruggedized Std 19" 30U Rack with shock & vibration isolators for all electronic equipment to be provided	



5. RUGGEDIZED OPERATOR CONSOLES		
S. No	Description	Compliance
I.	3 Nos of Rugged Operator Console for CCTV monitoring, wireless communication, Satellite phone communication, POLNET communication etc. to be provided.	

6. TELESCOPIC PNEUMATIC MAST (For Radio/WI-FI Antenna, PTZ Camera & LED Flood Lights)			
S. No	Classification	Description	Compliance
I.	Erected Height	6M from the vehicle floor	
II.	Retracted Height	2 meters	
III.	Operational Wind speed	80Kmph	
IV.	Deployment Wind speed	40Kmph	
V.	Type of Mast	Pneumatic	
VI.	Weight of Mast	Less than 100Kg	
VII.	Support	Self	
VIII.	Rotation	Stationary	
IX.	Mount	Vehicle Mount	
X.	Head Load	40Kg	
XI.	LED Flood lights	150 watt	

7. MIL GRADE MAST MOUNTED VEHICLE OUTDOOR CAMERA (PTZ)			
S.No.	Classification	Description	Compliance
I.	Sensor	1/2.8" CMOS or better	
II.	Resolution	1920 (H) x 1080(V) (FHD)	
III.	Minimum Illumination	Colour mode: 0.005lux @F1.6 (AGC ON) B/W mode: 0.0005lux @F1.6 (AGC ON)	
IV.	IR Range	850nm IR LED, Range 300m or better.	
V.	Electronic Shutter	1/30 sec - 1/10000 sec	
VI.	Day/Night	ICR	
VII.	Black-Light Compensation	Support	
VIII.	Colour	Grey	
IX.	Pan/Tilt Range	360 degrees	
X.	Optical Lens	F1.6~F4.8, f=6~180mm	
XI.	Port	RJ-45(POE) / Aviation	
XII.	Video Compression	H.265	
XIII.	Image Resolution	Mainstream:1080P @25 fps-30 fps	
XIV.	Network Port	Ethernet port	
XV.	Network Protocol	TCP/IP, HTTP, DHCP, RTSP, NTP, FTP	
XVI.	ONVIF	Support	
XVII.	Installation Feature	Fit for Installation on rooftop of Vehicle	
XVIII.	Temperature	-50 deg C to +55 Deg C	
XIX.	Humidity	Up to 95% or better (non-condensing)	
XX.	Power Supply	DC 24VDC	
XXI.	Waterproof Class	IP66 or better	
XXII.	Mount Type	Pole Mount Type, Tabletop Installation on the Mast	

XXIII.	Weight	<25 kg	
XXIV.	Security	Password protection	
XXV.	Ruggedisation	MIL-STD-810G	
XXVI.	Storage	Support for SD card encryption (AES-XTS-Plain64 256bit)	
XXVII.	Tripod	Support for SD card encryption (AES-XTS-Plain64 256bit)	
XVIII.	Certification	The proposed cameras should be STQC certified	

8. FIXED OUTDOOR CAMERAS MOUNTED ON ICCV			
S. No.	Classification	Description	Compliance
I.	Sensor	1/2.8" progressive scan RGB CMOS	
		Pixel size 2.9 µm	
II.	Optics	1920 x 1080 Pixels (HD)	
		Fixed IRIS	
		6.0 mm, F1.9	
		Field of view: 50-60° horizontal & 30°-20° vertical	
III.	Video Compression	H.265 codec	
IV.	Frame Rate Support	25/30 FPS @1080P	
V.	Wired Options	100 Mbps Ethernet port with Mil grade connector	
VI.	WDR	Forensic WDR	
VII.	Security	IP address filtering, HTTPS encryption, IEEE 802.1x (EAP-TLS) network access control, user access log, centralized certificate management	
VIII.	Protocols	IPv4, IPv6 USGv6, HTTP, HTTPS, HTTP/2, TLS, QoS Layer 3 DiffServ, FTP, SFTP, CIFS/SMB, SMTP, DNS (Bonjour), UPnP@, SNMP v1/v2c/v3 (MIB-II), DNS/DNSv6, DDNS, NTP, NTS, RTSP, RTP, SRTP/RTSPS, TCP, UDP, IGMPv1/v2/v3, RTCP, ICMP, DHCPv4/v6, ARP, SSH, LLDP, CDP, MQTT v3.1.1, Secure syslog (RFC 3164/5424, UDP/TCP/TLS), Link-Local address (ZeroConf)	
IX.	Storage & Expansion	Supports microSD/microSDHC/microSDXC card	
X.	Power	PoE	
		RJ45: male, 10BASE-T/100BASE-TX	
XI.	IR Light Source	Range of 20 m or more	

XII.	General	Mounting for Vehicles	
		Casing: IP66, IK10+-rated aluminium casing with AR-coated tempered glass	
XIII	Certification	The proposed cameras should be STQC certified	

9. FIXED DEPLOYABLE BATTERY POWERED WIRELESS CLOS CAMERAS			
S. No.	Classification	Description	Compliance
I.	Sensor	3.1 Megapixel 1/3" Ex-View CMOS sensor	
		1920 x 1080 Pixels (HD)	
		Progressive scan	
		0.2lux	
		50dB SNR	
II.	Optics	Optical 10X Zoom; Digital Zoom :16x. Zoom shall be Automatic over the wireless network.	
		F-Stop: 1.8 ~ 2.2	
		Varifocal Lens: 4.5 - 45 mm	
		Field of view: 56.6° (Wide) – 6.2° (Tele)	
III.	Media Formats	H.264, MJPEG (1920 * 1080 / 1280 * 720 / 720 * 576 / 352 * 288 @ 25/30 fps)	
IV.	Protocol	VISCA, PELCO-D/ PELCO-P, Internet	
V.	Wired Options	100 Mbps Ethernet port with Mil grade connector	
VI.	Wireless	Add-on 802.11n Wireless at 5.6 GHz	
		QoS WMM 802.11e	
		OUTPUT POWER: 28 dBm	
VII.	Wireless Security	Wireless AES Hardware, WPA2 Software, Hidden SSID	
VIII.	Protocols	TCP/IP, Multicast, DHCP, SMTP, HTTP, DDNS, SNMP, FTP, RTP, RTSP	
IX.	Storage & Expansion	Internal Storage: SD card slot	
X.	Power	External 12V 1.25A with Mil grade connector	
		Ability to switch from AC to battery power when AC power fails; without any interruption in operation	
		On-off Switch with LED	
XI.	Battery for Camera	Li-Polymer (Inbuilt inside the camera Housing with fixtures)	
		Minimum 6 hours of operation time	
		Nominal Voltage: 12V	
		PoE/ DC12V (Camera Module)	
XII.	IR Light Source	IR Range: 30m (In-Built)	
		Voltage DC: 12V	
XIII	Certification	The proposed camares should be STQC certified	
CPE for the Camera			
XIII.	Frequency	5.4 to 5.8 GHz ;802.11n	
XIV.	Output Power	25dBm	
XV.	Network Interface	1 X 10/100 BASE-TX (Cat. 5, RJ-45) Ethernet	
XVI.	Enclosure Characteristics	Outdoor UV Stabilized Plastic	

XVII.	Power Supply	Up to 24V, 1A & POE	
XVIII.	Operating Temperature	30C to 75C	
XIX.	Operating Humidity	5 to 95% Condensing	
XX.	Power Consumption	6.5 Watts	
XXI.	Antenna	Omni directional /Directional	
XXII.	Camera Module Dimension	122mm*55mm*60mm	
XXIII.	Housing	IP-65, Integrated battery unit and IR-Illuminator Dimension: L414 x H110 x W145 mm	
XXIV.	Compliance	ONVIF / PSIA compliant	
XXV.	Accessories	Rapid Mounting Kit (Pole/Tree/wall), Ruggedized Storage Box with charger shall be provided	

10. CHARGING / STORAGE FOR DEPLOYABLE BATTERY POWER WIRELESS CAMERAS


S. No	Description	Compliance
I.	The ICCV shall be provided with a dedicated solution for storage and charging of deployable battery-powered wireless cameras. The solution shall include a rugged storage box or an integrated storage provision within the vehicle for safe housing of the wireless cameras and associated accessories such as rapid mounting kits and antennas. The storage arrangement shall incorporate built-in charging provisions to charge the cameras and/or their batteries, ensuring operational readiness at all times. The enclosure shall be ruggedized and suitable for mobile deployment, providing protection against vibration and handling during vehicle movement. The charging system shall include LED indicators to display the charging and charge status of the cameras or batteries. The storage and charging solution may be provided either as a separate rugged box or as an integrated installation within the ICCV, based on the overall system design.	
II.	Certification : The proposed cameras should be STQC certified	

11. 360 DEGREE MAST MOUNTED OUTDOOR WI-FI ANTENNAS

S.No.	Classification	Description	Compliance
I.	Frequency	5.4 to 5.8 GHz ;802.11n	
II.	Output Power	25dBm	
III.	Network Interface	1 X 10/100 BASE-TX (Cat. 5, RJ-45) Ethernet	
IV.	Enclosure Characteristics	Outdoor UV Stabilized Plastic	
V.	Power Supply	Up to 24V, 1A & POE	
VI.	Operating Temperature	30C to 75C	
VII.	Operating Humidity	5 to 95% Condensing	
VIII.	Power Consumption	6.5 Watts	
IX.	Antenna	3x120 Degree	
X.	Mount	Mast Mounted	
XI.	Range	Shall be able to receive the video feed from up to 20 cameras from a distance of 700m.or better.	
XII.	Coverage	360 Degree	

12. VEHICLE BASED VIDEO RECORDING HARDWARE			
S.No.	Classification	Description	Compliance
I.	Processors	Intel Core i7 Processor	
II.	Memory	32GB DDR4@2666 MHz non-ECC Memory or better	
III.	Graphics	Nvidia GPU with 8GB memory	
IV.	Hard Drives	4 TB SSD or equivalent.	
V.	Standard i/o Ports	4 - USB 2.0 1 - HDMI 1 - RJ45 1 - Audio line-in / microphone 1 - Audio line-out	
VI.	Operating System	Latest Windows OS	

13. VIDEO MANAGEMENT SOFTWARE FOR SURVEILLANCE CAMERAS			
S.No.	Classification	Description	Compliance
I.	User Management	Unlimited Users & Roles - Custom defined roles: a.) Individual camera access, b.) View/Delete video Clips, c.) Administration access	
		Detailed user activity logging	
		Lost password retrieval	
II.	Video Viewing	Min. 16 Camera Flow View, a.) Live ViewDisplays, NativeResolution, b.) Split Screen, c.) Full Screen	
		Live Video Patrols, a.) Select Cameras/Time to Display, b.) Highlight on Motion Detection, c.) Play Audio Alert on Motion	
		Digital Pan, Zoom and Tilt	
		Video Viewing shall be possible from Android based smart phone.	
III.	Video Recording & Playback	Record Video and Images, a.) On Demand, b.) On Motion Detection, c.) On Scheduled Day and Time, d.) 24x7x365	
IV.	Scheduling	Schedule Types, a.) Video Recording, b.) Alerts, c.) Backups	



V.	Camera Settings	Compression (H.264, H.265)	
		Brightness, Sharpness, Saturation, Iris, Frame Rate (5-30fps), Bit Rate (64kbps-4.6mbps), Auto Low Light Mode, Environment Settings, Flicker Settings etc.	
VI.	Back-up & Storage	External Backup, a.) NAS	
		Backup, a.) On Demand, b.) On Custom Schedule, C.) By Media Type	
		Automatic Purge, a.) By Number of Days, b.) By % of HDD Capacity	

14. NETWORK SWITCH			
S.No.	Classification	Description	Compliance
I.	Switch	24 X 10/100/1000 Mbps Gigabit ports	
		2 SFP Port	
		Auto MDI/MDIX cross-over for all ports	
		Secure store-and-forward switching scheme	
		Full/half-duplex for Ethernet/Fast Ethernet speeds	
		IEEE 802.3x Flow Control Plug-and-play installation	
		Patch cables should be provided to connect the surveillance equipment as per the network diagram	

15. 5G / LTE / 4G SIM BASED BACKHAUL DEVICE		
S.No.	Description	Compliance
I.	5G Backhaul device shall have following features:	
	8 SMA Antenna for Mobile	
	OpenVPN, IPsec, GRE, PPTP, L2TP, Tunnel, DMVPN, SSTP, Wire Guard, ZeroTier	
	Dual Modem Functionality.	
	Dynamic DNS, Load Balancing, Connection Monitoring	
	Support for 2 SIM cards, auto-switch, 7 eSIM Support	
	Antennae Connector options - Mobile & Wi-Fi	
	Max Throughput of 1 Gbps at the receiver end	
	Status LED for Signal Strength and Connections	
	9-50 VDC Power Input.	
	Rugged Housing with temperature rating up to 60deg C	
	Certification: MTCTE, RoHS, REACH	
	SIM Cards with unlimited data to be provided by AP Police. 4 (Four) SIM cards through aggregator will be used in ICCV for real time video transmission to the Command-and-Control Centre.	

16. 32" LED FULL HD SMART DISPLAY			
Sl. No.	Classification	Description	Compliance
I.	Display Size	32-inch LED display industrial grade	
II.	Resolution	Full HD (1920 × 1080)	
III.	Brightness	Minimum 300 cd/m ² or equivalent, suitable for indoor use	
IV.	Operating System	Smart Display platform (Android OS-based or equivalent)	
V.	Processor	Built-in multi-core processor suitable for smooth Full HD video playback	
VI.	Memory (RAM)	Minimum 1 GB RAM or equivalent	
VII.	Internal Storage	Minimum 8 GB internal storage or equivalent	
VIII.	Graphics	Integrated graphics suitable for Full HD video rendering	
IX.	Audio	Built-in speakers with minimum 10 W output, with Dolby Audio or equivalent	
X.	HDMI Control	Support for HDMI-CEC or equivalent	
XI.	Video Interfaces	Minimum 2 × HDMI ports	
XII.	USB Interfaces	Minimum 2 × USB ports	
XIII.	Network Interface	1 × RJ-45 Ethernet port (network connectivity)	
XIV.	Power	Compatible with standard AC power supply	

17. 5KVA VEHICLE MOUNTED PETROL GENERATOR OF REPUTED MAKE		
S.No.	Description	Compliance
I.	Generator Set Silent Type	
II.	Generator-set to power the electronic equipment, accessories, and lighting	
III.	Starting System: Recoil / Electric or better	
IV.	Rated output (50 Hz): 5 KVA or better	
V.	Rated voltage @ 50 Hz: 230 or better	
VI.	Continuous Operating Time: minimum 4 hrs. at full capacity or better	
VII.	Fuel Tank Capacity: Min 10 Ltr. or better	
VIII.	ISO Certified	

18. 2KVA ONLINE UPS FOR ELECTRONICS AND THIRTY MINUTES SMF BATTERY BACKUP		
S.No.	Description	Compliance
A.	UPS	
I.	Pure Sinewave UPS: To supply power to the electronic equipment in the Vehicle for up to 30 minutes.	
II.	1 phase input – 1 phase output UPS	
III.	LCD panel information	
IV.	Rating: 2 KVA or better	
V.	Peak Efficiency: > 80%	
VI.	ISO Certified	
B.	UPS Battery	
I.	Battery type: SMF	
II.	Powers 2 KVA UPS for up to 30 minutes	

III.	Fully sealed construction	
IV.	Nominal Voltage: 12V	

19. LOCAL PA SYSTEM WITH 4 ROOF MOUNTED SPEAKERS		
S.No.	Description	Compliance
AMPLIFIER		
I.	Power Output: 160W Max., 120W RMS at 10% THD, 105W RMS at 5% THD	
	Output Regulation: ≤ 2 dB, no load to full load at 1kHz	
	Input Channels: 5 \times Mic. 0.6mV/4.7k Ω , 2 \times Aux 100mV/470k Ω	
	Frequency Response: 50-15,000Hz ± 3 dB	
	Signal to Noise Ratio: 60dB	
	Tone Controls: Bass: -10dB at 100Hz, Treble: -10dB at 10kHz	
	Outputs Line: 1V/1k Ω	
	Speaker Outputs: 4 Ω , 8 Ω , 16 Ω , 70V & 100V	
	Digital Player: MP3 Player with USB Reader	
	Power Supply: AC: 220-240V 50/60Hz, DC: 12-14V Car Battery	
SPEAKER		
II.	Input Power: 15W RMS/23W Max.	
	Power Taps: 15/10/5/2.5W	
	Impedance: 670/1k/2k	
	SPL at 1kHz: 106dB/1W/1m 118.5dB/15W/1m	
	Material ABS	
MICROPHONE		
III.	RF Output Power: 10mW (Max.)	
	Modulation Mode: FM	
	Microphone Element: Dynamic, Cardioid	
	Maximum Deviation: $\hat{A} \pm 25$ kHz	
	Frequency Response: 40Hz-13kHz	
	Power Requirement: 9V Battery	
	Current Consumption: <30mA	
	Controls: ON/MUTE/OFF Switch	
	Indication: Red LED: Momentary glow for RF ON & Permanent glow for Low Battery	
MICROPHONE Receiver		
IV.	Frequency Stability: $\hat{A} \pm 0.005\%$	
	Audio Output: 0-50mV	
	S/N Ratio: >80dB	
	Distortion: <0.5%	
	Antenna Type: Telescopic	
	Power Requirement: 220V-240V AC 50Hz for AC adaptor (supplied along with)	
	Controls: Power Switch, Output Volume Control	
	Indication: Red LED for Power ON, Green & Red LEDs for Signal	

20. FIRST AID KIT		
S. No.	Description	Compliance
I.	First Aid Kit shall have Wound washing solution, plaster, knuckle and wrist bandages, gauze, ointments and dressing materials Stop bleeding kit comprises of gloves, gauze, dressing and abdominal pad, Eye care kit, burn care kit and fracture care items along with cold pack, scissors and forceps	

21. PORTABLE STRETCHER		
S. No.	Description	Compliance
I.	The Stretcher shall be made of high-strength aluminium alloy and oxford leather materials or anti-fungus fabric. Shall be Light-weighted, small-sized and easy-carried and shall have two folds.	

22. FIRE EXTINGUISHER		
S. No.	Description	Compliance
I.	ICCV shall be equipped with a portable, multi-class fire extinguisher suitable for extinguishing Class A, Class B, Class C, electrically originated fires, cooking oil/fat fires (Class F) and lithium-battery related fire risks, using a clean, non-conductive, non-corrosive and environmentally safe extinguishing agent suitable for use in enclosed vehicle environments; the extinguisher shall have a controllable squeeze-grip discharge mechanism, minimum effective discharge range of 2 meters, discharge duration as per applicable Indian Standards for the rated capacity, and shall be safe for use on live electrical equipment and sensitive electronics; the extinguisher body shall be of robust deep-drawn metal construction with corrosion-resistant internal and external epoxy / polyester powder coating, designed to withstand vehicular vibrations and field deployment conditions, supplied with appropriate mounting bracket for vehicle installation, certified to relevant BIS/ISI and other applicable safety standards for portable fire extinguishers, supplied new and unused, and backed by manufacturer's standard warranty	

23. TOP BAR LED LIGHT			
S. No.	Classification	Description	Compliance
I.	Light Bar System	It shall have the following specifications.	
		1. The vehicle shall be fitted with a Top Bar Light in red and blue colour.	
		2. The bar light shall be tested and certified by Automotive Research Association of India (ARAI), Pune for the following parameters	
		(a) LED Durability test: As per AIS:012 annex M, where in the bar light will be operated for 2000 hrs at a gap of 15 min every 24 hours without any failure.	
		(b) IP Test: For dust and water as per IS 13947 part-1-1993 of appendix C.	
		(c) Siren Durability Test: Hi-Low mode for 4 hours where maximum stress is put on the siren.	

		3. Dimension	
		a. Length:1065-1070MM	
		b. Width:275mm	
		c. Height:122mm with base plate	
		4. Input voltage:12v DC-ve ground	
		5. Current drain:2.2amps only	
		6. Base: Slotted Aluminium Extrusion	
		7. Dome: Rectangular shaped polycarbonate lenses two on each side Red & Blue or specification. Fitted with the help of upper and lower aluminium Extrusion	
		8. Speaker grill: Made of Polycarbonate	
		9. Speaker: 1 pc of 80-watt unit horn. Concealed under grill fully waterproof and rust proof	
		10. LED Modules: Four 1watt LED to be installed in multi-dimensional polycarbonate clear block inside each rectangular reflector in flashing mode the current Consumption of the bar light LED's is less than 3.5-4.25 amp. (with Siren). Current in Blinker mode-500 amp. Current consumption light Bar 750 amp (without Siren)	
		11. Mounting: Bar light to be mounted with Nylon Glass field stand with. heavy duty SS side clamps. Rubber pads to be used at the bottom of the stand to minimize vibration	
		12. Shape: sleek aerodynamic designed	
		It shall have the following specifications	
		1. General Specification:	
		(i) Advanced technology-based P.A. system efficient and supporting fully featured Electronic Siren-cum-Digital PA amplifier and Control Panel for Light Bar PoliceSign,Revolving Search Lights.	
		(ii) A high degree of reliability durability and performance is required under a wide range of environmental conditions	
		a) Power 40W	
		b) Input Voltage 11-13.2 V. DC	
		c) Standby Current 110mA-125Ma	
		d) Operating Current 3-3.5Amp (Max)	
		2. Tones:	
		(i) A wide range FIVE including basic tones (i.e. Wail, Yelp, Hi-Low peak and Hold Manual Siren) PA, Radio Rebroadcast and as well as built in Air Horn soundwith Siren Override are to be provided in the siren-cum-Digital P.A. Amplifier.	
		3. Microphone:	
		(i) A handheld microphone is to be supplied with every amplifier with mounting clip. The microphone Push-To-Talks (PTT) switch is able to override any siren for Instant PA use. Radio rebroadcast and PA volume is adjustable by means of a front panel volume control.	
		(ii)Material: ABS Moulded	
		(iii)Single Mic Cartridge with Impedance of 500 Ohms and Flexible Coil Cord.	
II.	Public address System		



24. GPS TRACKER WITH ENGINE IMMOBILIZER		
S. No.	Description	Compliance
I.	It shall be a Small and Compact device	
II.	Shall support Live Tracking	
III.	Shall provide Device unplugged alert	
IV.	Low Power consumption shall be supported	
V.	Shall support Data polling-based distance, time and angle	
VI.	Shall have Internal GSM & GNSS antenna	
VII.	Ignition Detection shall be supported	
VIII.	Shall have Inbuilt dedicated battery	
IX.	Shall support Geo-fence alerts, Idle Alert, Device unplugged alert	
X.	There shall be No wire cutting and shall be easily concealed	
XI.	Driver identification (1-Wire@ iButton ID key)	
XII.	Engine Immobilizer	

25. REAR VIEW CAMERA WITH PARKING SENSOR			
S. No.	Classification	Description	Compliance
I.	Camera Type	Rear-view parking camera suitable for vehicle application	
II.	Installation Location	Mounted at the rear of the vehicle to provide full rear-view coverage	
III.	Image Output	Real-time live video feed	
IV.	Display	Rear camera feed shall be displayed on a dedicated display screen in the driver's cabin	
V.	Activation	Camera feed shall automatically activate when the vehicle is engaged in reverse gear	
VI.	Field of View	Wide-angle view suitable for safe reversing and parking	
VII.	Sensor Type	Ultrasonic parking sensors or equivalent	
VIII.	Coverage	Sensors shall cover the rear area of the vehicle for obstacle detection	
IX.	Alert Type	Audible and/or visual alerts to warn the driver of obstacles	
X.	Activation	Sensors shall automatically activate during reverse operation	
XI.	Detection	Capable of detecting obstacles at varying distances during reversing	

26. CONTROL ROOM VIEWER STATION			
Sl. No.	Feature	Technical Specifications	Compliance
I.	General	Control Room Operator shall be able to view the video feeds from the cameras installed in ICCV.	
		The video feeds shall be displayed on to a 50" Full HD Display of reputed make.	

II.		This Station shall be equipped with Video Management Software to receive the camera video feeds from the ICCV Note: IT Infrastructure (router, Static IP Address with Leased Line Internet connection will be provided by AP police)	
		The proposed Video Management Software shall be integrated with the Video Management software installed in the ICCV.	
III.	Hardware	CPU: Intel Core i5-10600 (6 Core, 12M cache, base 3.3GHz, up to 4.8GHz) or better	
		RAM: 16GB DDR4	
		1TB SSD	
		NVIDIA 2GB GPU or better	
		Integrated NIC Card	
		Multimedia: Waves Maxx Audio & Internal Speakers	
		Wireless Keyboard & Mouse	
		43" Full HD Display with HDMI/DP ports	
		24 Port Ethernet Switch	
		Latest Windows OS	



MINIMUM BILL OF MATERIAL			
Sl.	Description	Qty	Make & Model
1.	Chassis - Wheelbase minimum 3050mm, Length –minimum 5135mm	1	
2.	Custom Design, Fabrication and Build-up of Mobile Command Control Vehicle - Air-Conditioned Vehicle. - Driver, Operator, Conference Area - Internal Wall, Floor and Roof fabrication - Internal Power, Data cabling. - Operator Area for Three Communication Operator - Observation Hatch with Ladder Access (One) - Swivel Chairs for Operators - Water Dispenser (One) - Windshield & Glass Window Protector Mesh - Filing / Storage Cabinet - Rugged Communication Operator Consoles (3)	1	
3.	Air-Conditioning Unit for Operator Area	2	
4.	Ruggedized Std 19" 30U Rack with shock & vibration isolators for all electronic equipments	1	
5.	Ruggedized standard integrated operator console, incorporating shock and vibration isolation mechanisms for all electronic equipment mounted within the console.	3	
6.	Telescopic Pneumatic Mast for Radio/WI-FI Antenna, PTZ Camera & LED Flood Lights	1	
7.	Mil Grade Mast Mounted Vehicle Outdoor Camera	1	
8.	Fixed Outdoor Cameras Mounted on ICCV	4	
9.	Fixed Deployable Battery Powered Wireless, Clear Line of side(CLoS) Cameras with 10x Optical Zoom	2	
10.	Charging / Storage for Deployable Battery Power Wireless Cameras	1	
11.	360-degree Mast Mounted Outdoor Wi-Fi Antennas	4	
12.	Vehicle Based Video Recording Hardware	1	
13.	Video Management System	1	
14.	Network Switch	1	
15.	5G / LTE / 4G SIM Based Backhaul (4 SIM Cards) to be provided by APP	01 lot	
16.	32" LED Full HD Smart Display of reputed make	1	
17.	50" LED Full HD Smart Display for Control Room of reputed make	1	
18.	5KVA Vehicle Mounted Petrol Generator	1	
19.	2KVA UPS for Electronics and thirty minutes SMF battery backup	1	
20.	Local PA System with 4 Roof Mounted Speakers	1	
21.	Raw Power Inlet with 30m cable spool	1	
22.	First Aid Kit	1	
23.	Fire Extinguisher	4	
24.	Top Bar LED Light	1	
25.	GPS Tracker With Engine Immobilizer	1	
26.	Driver Intercom	2	
27.	All-In-One Printer Scanner Copier	1	
28.	Rear View Camera for Driver	1	
29.	Water Dispenser	1	
30.	Roof Mounted Fans in Operator and Officer Area	4	
31.	Control Room Viewer Station	1	
32.	Vehicle Stickers	1	
33.	All the WT Equipments such as POLNET Terminal, HF Set, VHF Repeater, Satellite Phone etc. will be provided by APP and to be installed in ICCV by the finally selected bidder.	Lot	

Note: Any other work for completion of the trunk project will be the responsibility of finally selected bidder with in the finalized cost.

DEED OF AGREEMENT

This agreement is made onbetween the..... hereinafter called the FIRST PARTY (which term includes their authorized representative) and the Governor of Arunachal Pradesh, represented by Supdt. Police (Telecom) on behalf of Director General of Police, Arunachal Pradesh having his office at Itanagar, 791113, District Papum - Pare hereinafter called the SECOND PARTY (which includes his successors, assignees, executors and WHEREAS SECOND PARTY has placed the order for supply of videArunachal Pradesh Police Headquarters Supply order No.datedand the FIRST PARTY has accepted the said supply order.

Terms and Conditions

1. The FIRST PARTY agrees to supply the items **within 06 Months** from the date of receipt of Supply Order.
2. That the FIRST PARTY agrees that in the event of failure, declining, neglecting or delaying intentionally to comply with the terms and conditions of Agreement, the SECOND PARTY will be at liberty to cancel the supply order and forfeit the security deposit and initiate legal proceedings.
3. A sum equivalent to 0.5% of the delivery price of the delayed items for each week delay or part thereof beyond the original contract delivery period will be recovered by SECOND PARTY up to a maximum of 10% as Liquidated Damages.
4. The FIRST PARTY agrees to deposit 5 % of the total value of the contract as SECURITY DEPOSIT in the Form of Irrevocable Bank Guarantee of any Nationalized Bank pledged in favour of the SECOND PARTY at the time of signing this agreement valid for a period of 60 days beyond warranty period (i.e Warranty period + 02 months handling) from the date of receipt of stores to ensure satisfactory performance of the No interest shall be paid by the SECOND PARTY to FIRST PARTY on such deposits.
5. The SECOND PARTY agrees to release the performance security to FIRST PARTY after 02(two) months from the end of Warranty period obtaining satisfactory reports indicating that no manufacturing defects or variation from approved sample have been detected.
6. The FIRST PARTY agrees to supplyat the location mentioned in the supply order without any additional cost , cess , road taxes etc.
7. The FIRST PARTY shall submit the bills along with delivery Challan within a period of 15 days from the date of Acceptance of Stores by Government nominated Verification Committee.
8. The FIRST PARTY agrees to provide warranty of minimum 02 years on items which will be supplied to the SECOND PARTY from the date of Acceptance of Stores by government nominated verification committee(except for the consumable items).
9. Any agreement made between FIRST PARTY & OEM, Dealer, Distributer etc. for supply of items quoted by FIRST PARTY shall have no binding on SECOND PARTY who placed the supply order.
10. In case of any disputes ,arbitration shall be held in District Session Court, Yupia (Arunachal Pradesh) or such other place as the DGP (A.P) at his discretion may determine and conduct in accordance with the provision of arbitration and conciliation Act,1996 or any statutory modification or re-enactment thereof . In this clause , the expression DGP Arunachal Pradesh includes if thereby DGP is on leave or absent from duty or is not available for any reason whatsoever , the officer who is looking after the current duties of DGP Arunachal Pradesh whether in addition to other function or otherwise .

Superintendent of Police (Telecom)
Chimpu Itanagar
Arunachal Pradesh

Name of Firm
Postal Address
E-mail & Contact No.

